



Holicong Parent Council

November 18, 2017

KvT Update



Welcome Freddy Qui

September – Spirit Day

October – Name That Tune

Team	September	October
7th Grade	3	0
8th Grade	1	1
9th Grade	0	3
Teachers	2	2

November...

WHO

Students and
Teachers of
all Grades

KT

WHEN

Monday and
Tuesday,
November 30th
and December 1st

KT

WHY

To foster good
relations, to spice up
the school year, and to
have fun!

WHAT

The Cooking
Competition! Groups
get ingredients to make
Bite-Sized Snacks!

KT

WHERE

Cooked in the
FCS Kitchen and
judged in the
cafeteria



SIGNUP

Sign up in teams of
4 or 5 using signup
sheets in the
Cafeteria

Digital Literacy Presentations

When

November 20th - 7th Grade

November 23rd - 8th Grade

TBD - 9th Grade

Who

Brandon Lutz – Technology Coordinator for the BCIU

What

Online Safety, Cyberbullying, and more...

How

Students come down in classes in small groups – not auditorium assembly



seven.nine

Welcome Vita Mikhalev!

sevenatenine

What is it?

An online “literary/arts” magazine/club sponsored by Mr. Vogelsinger. It allows students to share their work to an audience of peers and the community!

How does it work?

ALL Holicong students can submit work – poetry, art, or other “creations.”

How often does it come out?

It is posted every month on the Holicong homepage. 7th grade posts on the 7th of the month, 8th grade on the 8th, and 9th grade on the 9th.

Let’s take a look! [sevenatenine](#)

My Payments Plus

What is it?

Online payment system – can pay for school events with a credit card, debit card, or online check

When will we use it?

Starting after the winter break

Let's take a look...<https://www.mypaymentsplus.com/>

Renovations

Vestibule

- Mural
- Theme – Holicong history and community
- Help needed – Community members with art background & knowledge of Holicong history!



Holicong Elite 8 Award





Holicong Garden

**Welcome Michael
Covino!**


Holicong Garden

- Health Initiative
 - Provide learning experience for our students/staff/community
 - Provide fresh produce to our FCS program
 - Provide fresh ingredients for a local soup kitchen/ food bank
- Location
 - In front of tennis courts (In front of building)
 - Irrigation system- Perforated hose system
 - 35' by 25'
 - Flowers, herbs and vegetables



Holicong Garden

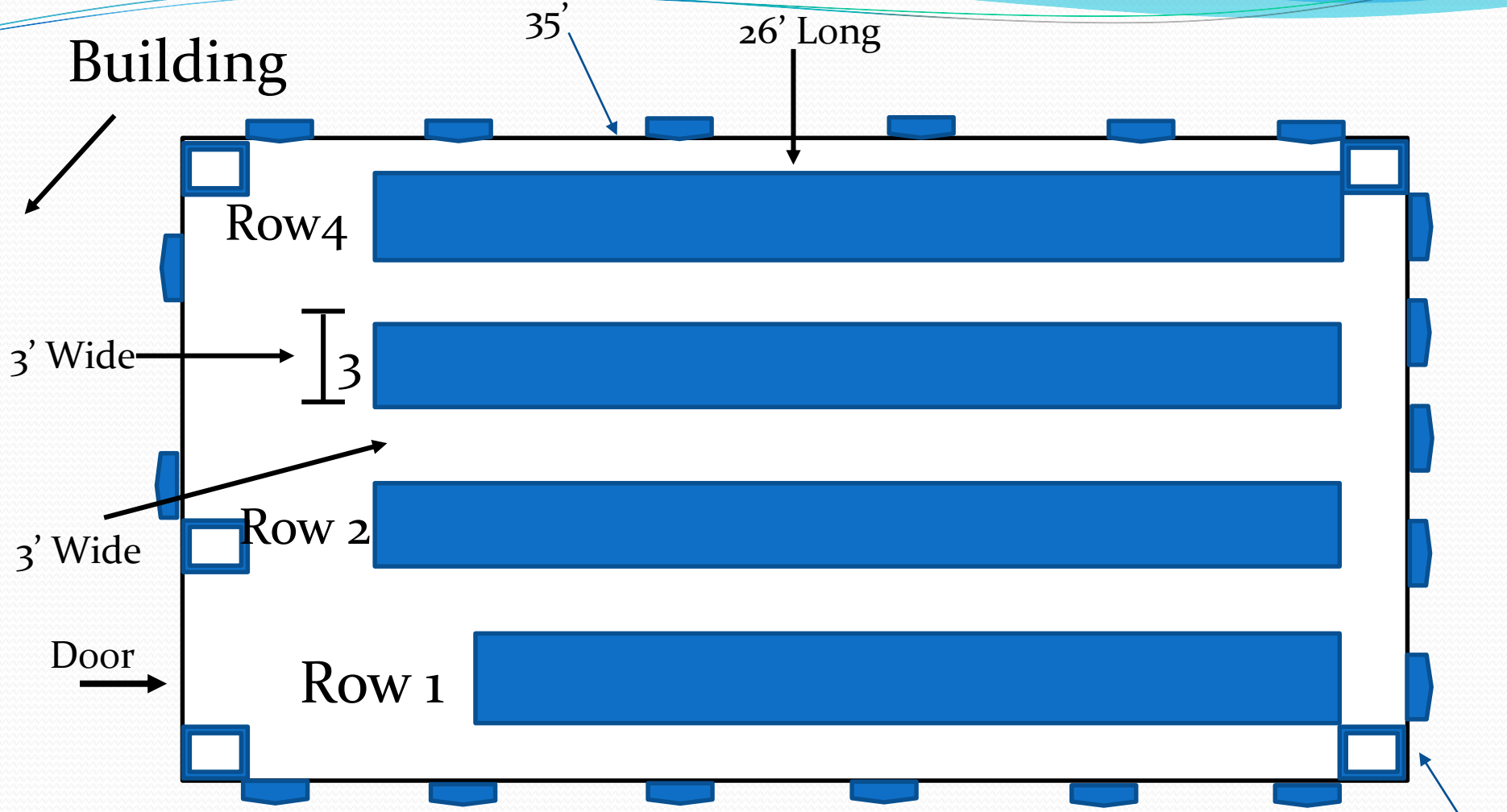
- Man Power
 - Fall 2015
 - Organize and plan set-up
 - Budget development
 - Recruit volunteers
 - Spring 2016
 - Construct fences, planting beds, and irrigation system
 - Students maintaining the beds
 - Plant everything around Memorial Day
 - Summer 2016
 - Ask for 10-12 families to volunteer to “babysit” the garden for one week
 - Harvest the produce
 - Fall 2016
 - Harvest the produce
 - Prepare beds for winter







Location



Tennis Courts



Purposed Garden

-  = 4x4 Pressure treated post
-  = U-Post with Pressure treated 2x4
-  = 2x6 Pressure treated
-  = Raised Bed

Row 1

Plant 1-2 weeks around Memorial day

- Harvest in July Through September



Row 2

- Assortment of Peppers
 - Many varieties including hot, mild, and sweet
- Harvest when ripe



Row 3

- Herbs
 - Sage
 - Oregano
 - Parsley
 - Cilantro
 - Basil

Harvest when ready



Row 4

- Corn
- Popcorn

Harvest in early to late
August




To Side of garden in “Natural Area”

Wild Flowers



Next Steps

1. Present to Student Council
2. Write grant with CB Cares
3. Meet with Planning Committee of students, teachers, and parents
4. An email will be will be sent asking for parent volunteers to plan

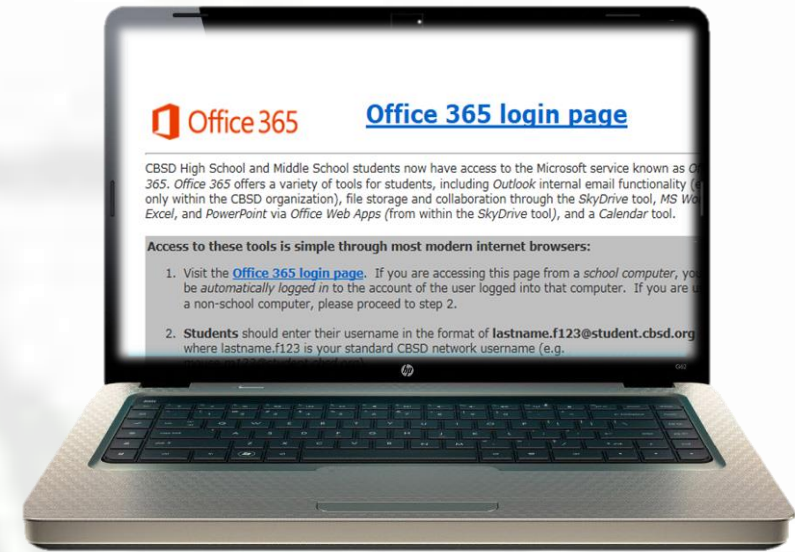


Office 365
&
Student Email
Welcome Mr. Novick

5 Things to Know



1. All students in grades 5-12 have Office 365 accounts.
2. Each **staff member** has an Office 365 account.
3. **CB is committed** to making Office 365 work effectively for 2015-16.
4. CB has **Office Pro Plus** which allows students to get Office **for free**. Info is found here: <http://www.cbsd.org/OfficeProPlus>
5. Today is a basic overview, I am happy to provide **more support** during the year.




Anywhere, Anytime, Anyone

Office 365 in CB

Working Together



Use Office 365 to collaborate with others



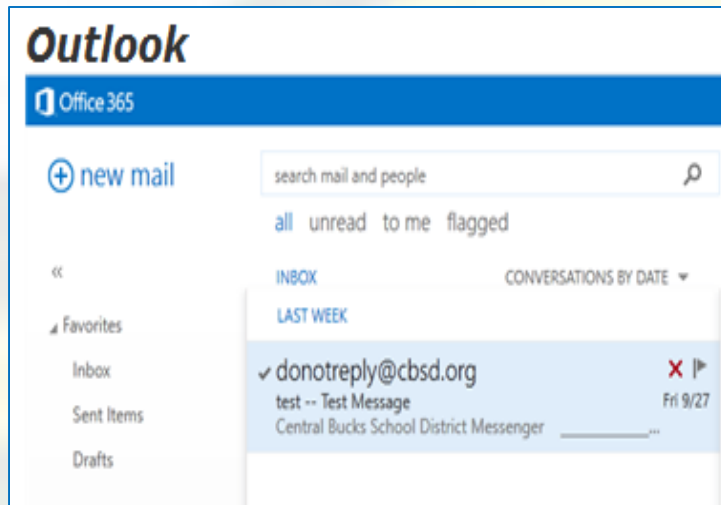


*Have you used any of these tools?
For personal use or with students.*

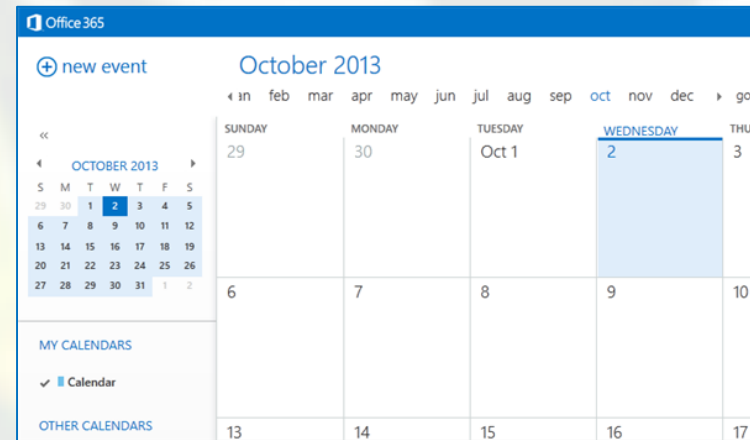


Office 365 Offers:

Student Email



Student Calendar



Web Apps

Create a new online document



Word



Excel



PowerPoint

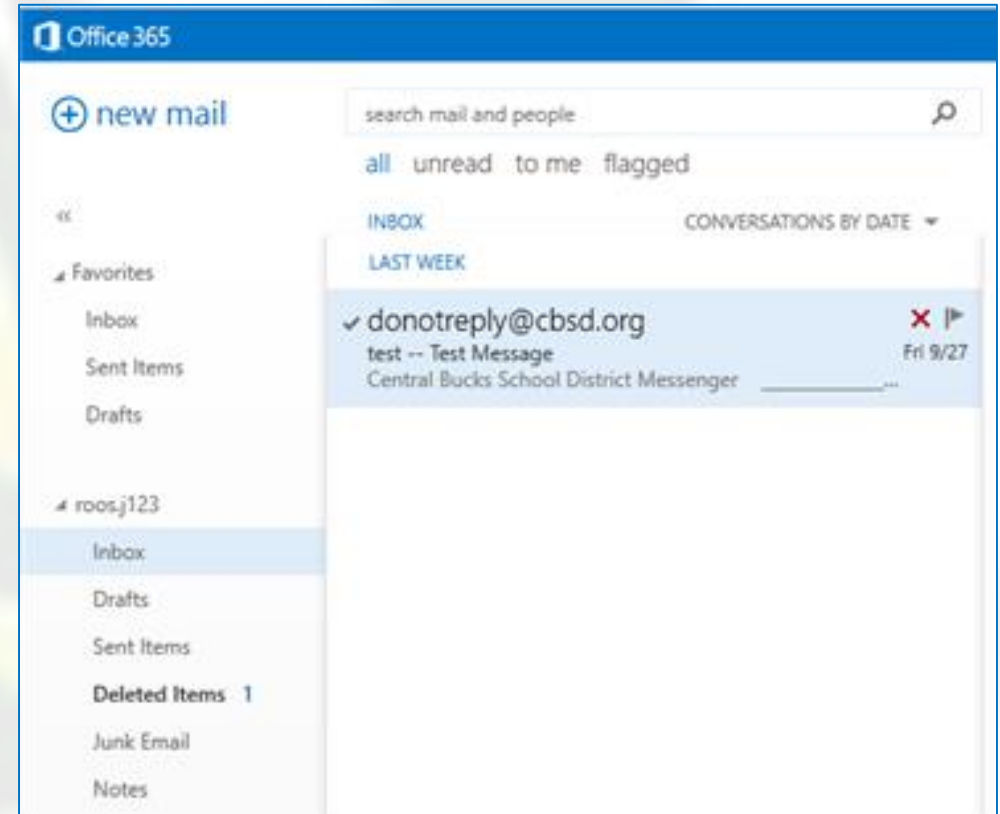
Cloud Storage





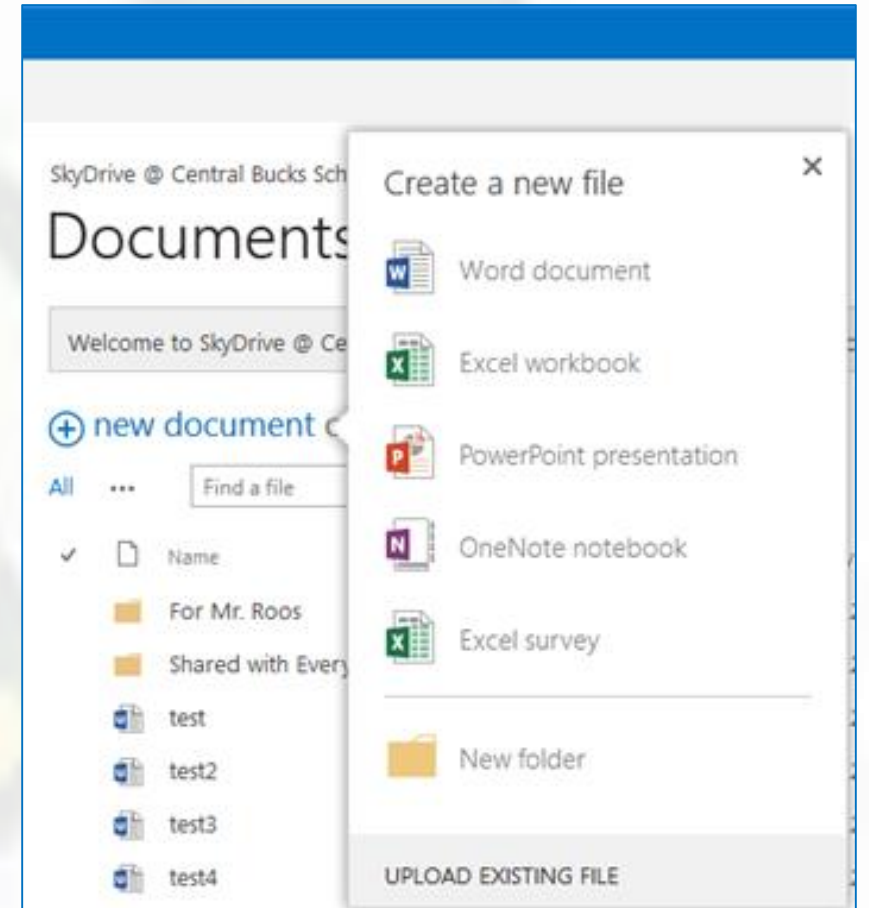
Student Email

- A **professional, common** email address format (@student.cbsd.org)
- Easy to **share content** with classmates and teacher such as:
 - Websites
 - Articles
 - Projects
 - Study Guides



 **Web Apps**

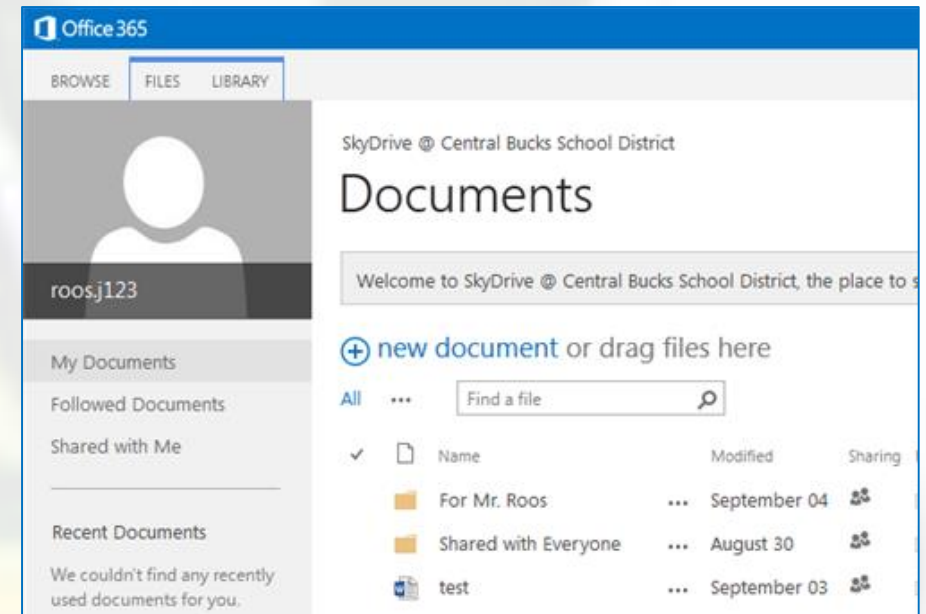
- Word, Excel and PowerPoint can all open within a browser
- Software is not needed
- Teachers can comment on student work in real time
- Students can work together online
- Files can be opened in the full version of Office at any time





OneDrive

- Users receive **1 TB** of cloud storage
- Documents can be **accessed whenever** you have an Internet connection, from almost any device
- Documents can be **private** or **shared**
- **Collaboration** on documents is available





Integration Ideas

1 - Students can email their work to teachers to monitor progress.



3- Students can easily access the same file at home and at school.



4- Groups of students can work on a single file simultaneously.



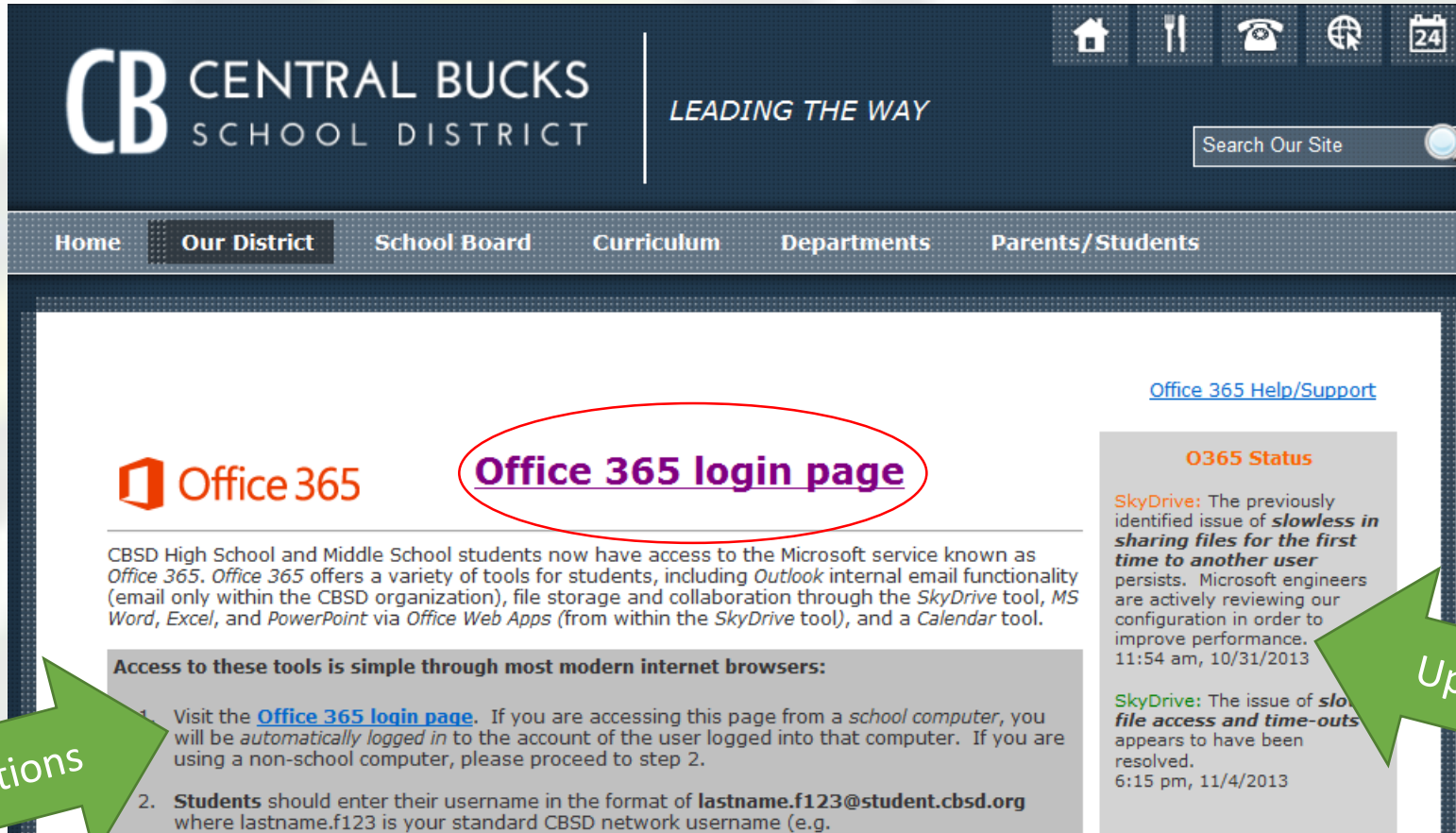
2 - Students never have to worry about forgetting their flash drives.



5- Students can easily share papers with one another for peer-editing.

Logging In


<http://www.cbsd.org/365>



CB CENTRAL BUCKS SCHOOL DISTRICT LEADING THE WAY

Search Our Site

Home **Our District** School Board Curriculum Departments Parents/Students

 Office 365

Office 365 login page

CBSD High School and Middle School students now have access to the Microsoft service known as Office 365. Office 365 offers a variety of tools for students, including Outlook internal email functionality (email only within the CBSD organization), file storage and collaboration through the SkyDrive tool, MS Word, Excel, and PowerPoint via Office Web Apps (from within the SkyDrive tool), and a Calendar tool.

Access to these tools is simple through most modern internet browsers:

1. Visit the [Office 365 login page](#). If you are accessing this page from a school computer, you will be automatically logged in to the account of the user logged into that computer. If you are using a non-school computer, please proceed to step 2.
2. **Students** should enter their username in the format of **lastname.f123@student.cbsd.org** where lastname.f123 is your standard CBSD network username (e.g.

[Office 365 Help/Support](#)

0365 Status

SkyDrive: The previously identified issue of *slowless in sharing files for the first time to another user* persists. Microsoft engineers are actively reviewing our configuration in order to improve performance.
11:54 am, 10/31/2013

SkyDrive: The issue of *slow file access and time-outs* appears to have been resolved.
6:15 pm, 11/4/2013

Directions

Updates



Former CB Student Interview

Elizabeth Burke

Seton Hall Freshman

Class of '13 CB South

elizabeth.burke@student.shu.edu

Interview Question

- 1. Can you tell us how you have used Office 365 at Seton Hall?*



Use Lync to connect with experts on a topic you are studying



Former CB Student Interview



Use Office 365 to collaborate with others



The screenshot shows a web browser displaying the Seton Hall University Office 365 page. The browser's address bar shows the URL <http://www.shu.edu/office/technology/office365/in>. The page header includes the Seton Hall University logo and navigation links such as 'About Seton Hall', 'Academics', 'Catholic Mission', 'Athletics', 'Admissions', 'Alumni and Friends', and 'Support Seton Hall'. A search bar is also present. The main content area features a large banner with the Office 365 logo and a background image of a person working on a laptop. Below the banner, there are several sections: 'SkyDrive Pro' with a sub-heading 'Microsoft has made some changes to SkyDrive as offered by the University. You will now get SkyDrive Pro - all the same storage as your original SkyDrive, but with enhanced capabilities. Here's what you need to know >', 'Lync' with a sub-heading 'Start using Lync for IM and online meetings, click here >', 'Mobile Devices' with a sub-heading 'Settings for reading your Office365 e-mail on Mobile Devices, click here >', and 'Help and Support' with a sub-heading 'Having difficulty loading e-mail properly? You may need to delete your temporary internet files. Read more >'. On the right side, there is a section titled 'Office 365 Upgrade' with a sub-heading 'On September 1, Microsoft upgraded your Office 365 account to the latest version with an increase in storage: 50 GB for Office 365 mailboxes and 25 GB for your files in SkyDrive Pro.' and a list of features: 'What you get' including 'email with a more modern look', 'access to rich productivity tools, such as SkyDrive Pro', and 'a more touch-friendly interface.' Below this is a 'Learn more:' section with links to 'To learn more about Office 365, view the video >', 'To view a video about using email in Office 365, click here >', and 'To read the details about your e-mail account, including message size limit, file attachments, subject length and more, click here >'. At the bottom, there is a 'Read our FAQs' section with the text 'You will have questions about Office 365. We've got answers...'. The browser's taskbar at the bottom shows various icons, including the Start button, taskbar icons for Word, and system tray icons for network, volume, and time (7:44 PM, 4/21/2014).

Getting Help



1. Watch tutorials at: <http://www.cbsd.org/365help>
2. Attend an upcoming webinar on December 1st: Office 365 Basics
3. Schedule time with Staff Developers

Superintendent's Report

Minutes from Monthly Superintendent Parent Advisory Council can be found on the CBSD homepage under the "For Parents" tab - <http://www.cbsd.org/Page/660>.

If you have any suggestions for topics to bring to Superintendent Parent Council or would like more specific information on these meetings, please contact Mrs. Nichole Farrior at Nikki.farrier@gmail.com



Holicong Parent Council

November 18, 2017